

There is  
**so much to tell...**



Available in  
Natural Gas  
or Propane


3326 Series  
**Matrix**  
Right-facing Built-in Gas Fireplace


Faber helps you create the atmosphere and look you desire for your unique space. Our built-in Matrix models let you design your fireplace - to viewing angles and finishes.





## Right-facing Built-in Gas Fireplace


**Venting Compatibility**  
 Dura Vent adapter (included)  
 ICC adapter TM-5AA8 (sold separately)


- 


**Beautiful Burning Logs**  
 Burners are hidden beneath the log to produce flames that organically wrap around the logs for an incredibly authentic fire experience.
- 

**Faber Five Burner**  
 The Matrix patented five burner gas fireplace provides the ultimate control - choose all burners or front only and adjust the gas flow to manage heat output.
- 

**Premium Log Set**  
 Realistic charred log set to maximize the illusion of depth and the appearance of burning firewood. Combine with loose embers for a custom display.
- 

**Light Module**  
 Casts a firelight glow within the media for a truly lifelike effect that can be enjoyed year round, with or without the flames.
- 

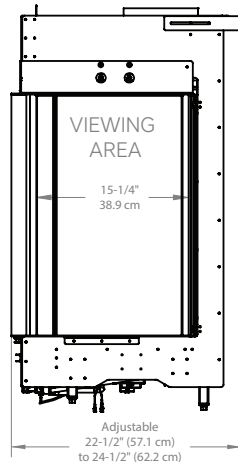
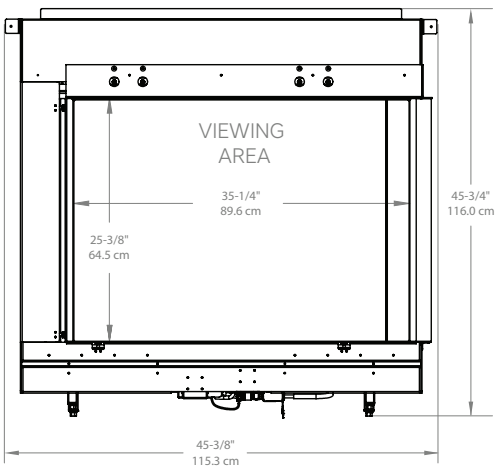
**Battery Back-up**  
 Enjoy your fireplace during power outages with the battery back-up gas valve.
- 

**Invisimesh**  
 A protective layer of Invisimesh surrounds the glass barrier of the fireplace and provides a safe surface for children and pets.
- 

**Adjustable Heat Output**  
 Enjoy more nights in front of the fire using the fully adjustable gas valve and split burner to manage heat output.



### Product Dimensions:



### Also available Electric e-Matrix - FEF3226L2R



28,000 - 42,500 BTU

Model #	Description	BTU	UPC	Warranty	Product Dimensions (WxHxD)	Viewing Area (WxHxD)	Package Dimensions (WxHxD)	Weight Lb / Kg (Packaged)
FMG3726R	Right-facing Built-in Natural Gas Fireplace	28,000 - 42,500	781052137653	Limited lifetime warranty*	45-3/8 x 45-3/4 x 22-1/2 in 115.3 x 116.0 x 57.1 cm	35-1/4 x 25-3/8 x 15-1/4 in 89.6 x 64.5 x 38.9 cm	62 x 51 x 31.5 in 157.5 x 129.5 x 80.0 cm	388 / 176 (463 / 210)
FMG3726R-LP	Right-facing Built-in Propane Fireplace		781052144736					388 / 176 (463 / 210)

\*Refer to the Owner's Manual for Complete Warranty Specifications, finishes and dimensions are subject to change.  
 ©2022 Glen Dimplex Americas SE-538-R04-081922